



European
Commission



Key facts & figures on traineeships at the European Commission

(All figures gathered between 2012 and 2015)



success rate: 4%

What are the chances of being recruited as a trainee?

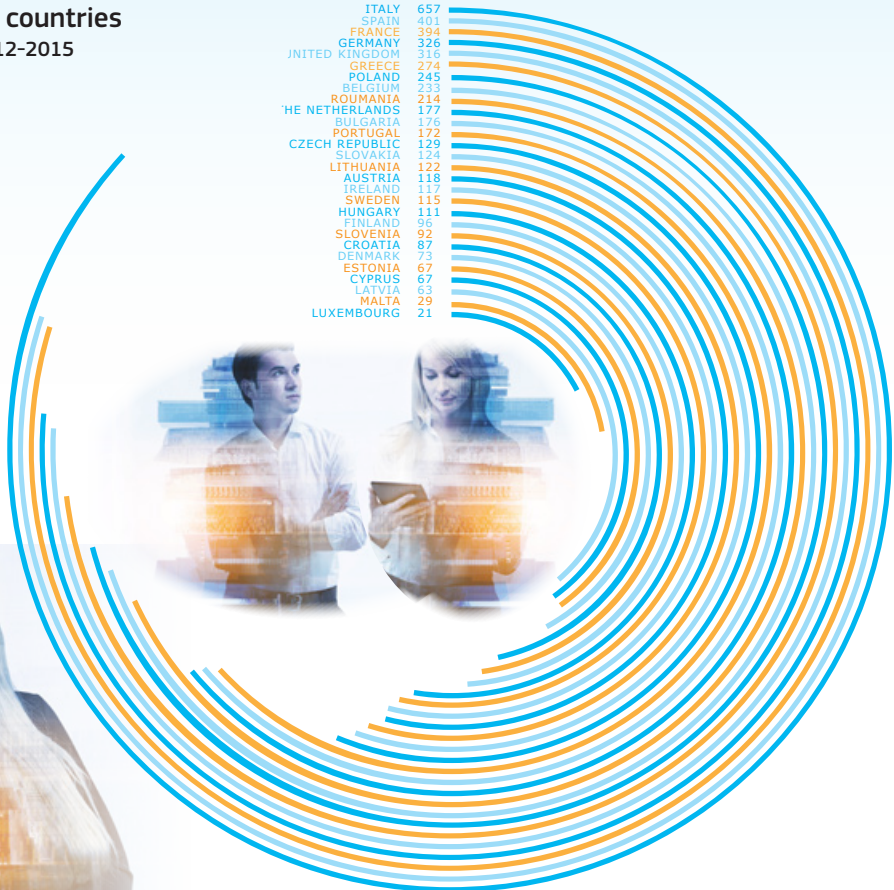
Between the March 2012 session and the October 2015 session, 128,017 people applied for the EC Traineeship programme and 5,269 were accepted, which corresponds to a success rate of just over 4%.

How are nationalities represented?

The Traineeship Scheme is open to candidates from all EU Member States as well as candidates from third countries.


Trainees by countries
2012-2015

COUNTRY	TRAINEE
ITALY	657
SPAIN	401
FRANCE	394
GERMANY	326
UNITED KINGDOM	316
GREECE	274
POLAND	245
BELGIUM	233
ROUMANIA	214
THE NETHERLANDS	177
BULGARIA	176
PORTUGAL	172
CZECH REPUBLIC	129
SLOVAKIA	124
LITHUANIA	122
AUSTRIA	118
IRELAND	117
SWEDEN	115
HUNGARY	111
FINLAND	96
SLOVENIA	92
CROATIA	87
DENMARK	73
ESTONIA	67
CYPRUS	67
LATVIA	63
MALTA	29
LUXEMBOURG	21



What is the gender balance among applicants and trainees?

Women represent approximately two thirds of both applicants and trainees. Over the last 4 years, 84,425 women and 43,592 men have applied.



Can people from outside the EU apply?

Non-EU nationals can apply for the Traineeship programme. On average, 20% of applications come from non-EU nationals, but they only account for 5% of trainees as they have a success rate of under 1%. Between 2012 and 2015 only 253 of the 26,151 non-EU candidates became trainees.

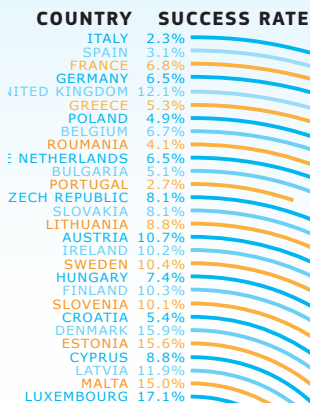
non-EU nationals

=

20% of applications

Success rate by countries

2012-2015



As regards EU applicants, to ensure a spread of nationalities, the European Commission applies a weighting system to determine the number of preselected applicants for a given EU nationality, which takes into account population size and the number of applications from a given country, with safeguards in place to ensure smaller countries are adequately represented. There is no weighting among countries for applicants from third-countries.

What is the average age of a trainee?

The average age of a trainee at the European Commission is nearly 27. There are no age restrictions to apply for a traineeship.



Which subjects are applicants and trainees most likely to have degrees in?

19% of applicants have degrees in International Relations, Politics or Development. 21% of trainees have degrees in these subjects. 15% of applicants and 20% of trainees have Law degrees. The joint third most common degrees among trainees are European Studies, which accounts for 8% of trainees but only 4% of applicants; and Economics which also accounts for 8% of trainees and 7% of applicants.

People with Language degrees account for 12% of applicants and only 6% of trainees.

International Relations, Politics or Development



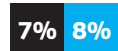
Law



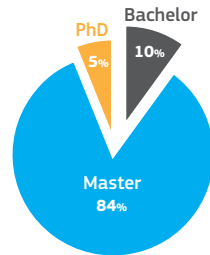
European Studies



Economics



Language



Trainees qualification

March 2012 - October 2015

The statistics above were gathered from the 8 traineeship sessions from March 2012 to October 2015. They are representative of those sessions only. Future sessions may display differences depending on unforeseeable tendencies. Acceptance rates vary based on many factors such as the need to keep the programme as representative and diverse as possible, whilst balancing the European Commission's needs and applicants' profiles.